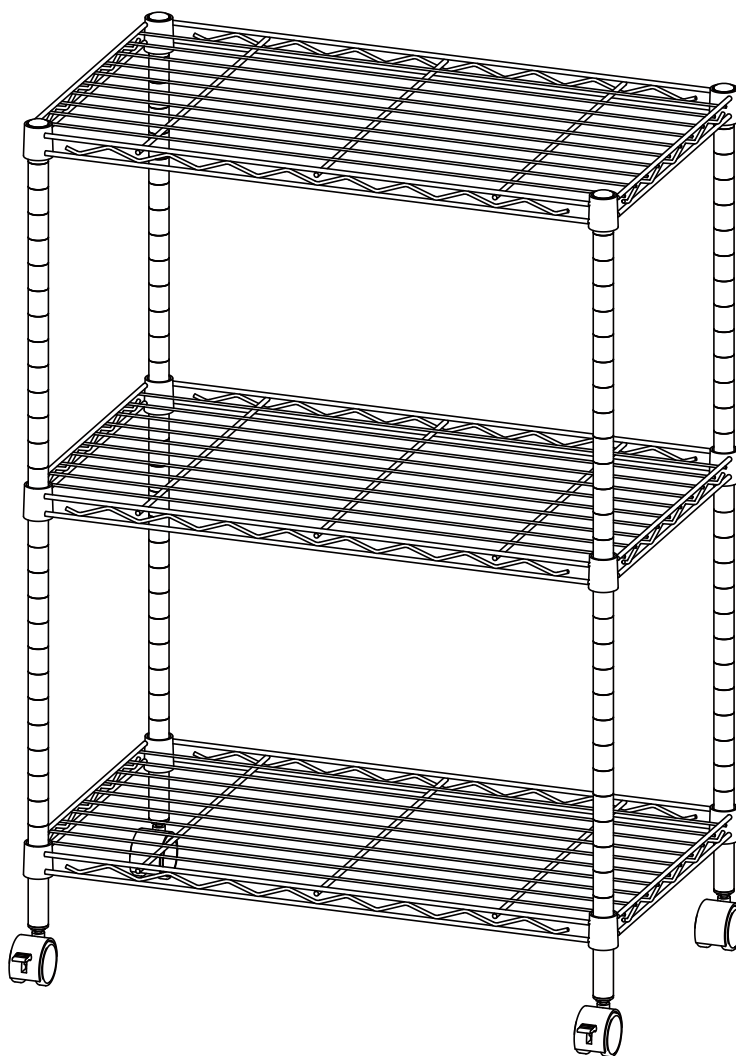


J.BURROWS

• • • • •

ASSEMBLY INSTRUCTIONS

3 TIER WIRE SHELVING UNIT JB3TWIRESH



This design and instruction booklet is subject to copyright.
www.officeworks.com.au

1 Carton

For spare parts or hardware call 1300 OFFICE (1300 633 423)

Estimated Assembly Time: 25 minutes

Customer Service Contact Details



Spare Parts & Hardware

1300 OFFICE (1300 633 423)

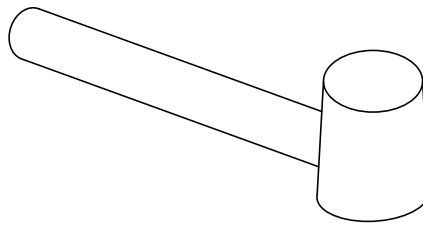
People Required



General Advice



Tool Required



CAUTION: Do not use tools other than those required, as this can damage your new item.

NOTE

- Please check you have all hardware before assembling.
- If you are missing any hardware, please contact 1300 OFFICE (1300 633 423).
- Please ensure you have the name of the item, required hardware part and quantity.
- Please retain your receipt as proof of purchase to validate your warranty.

CAUTION

- Do not tighten screws before all screws are in the right place
- Do not use this product unless all wheels and screws are firmly secured.
- Check that that all wheels and screws are securely are securely tightened at least every 4 months

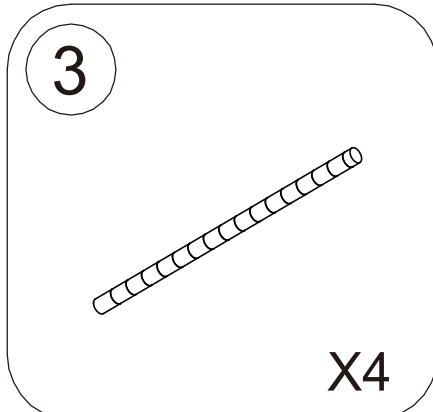
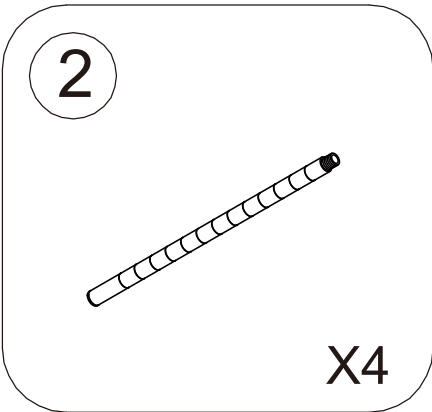
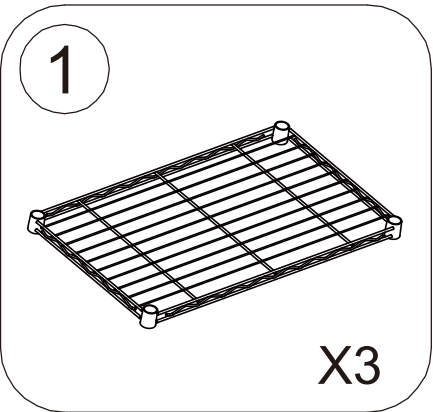
WARNING

- If parts are missing, broken, damaged or worn, stop using the product until all repairs are made using manufacture authorised parts.
- Failure to follow these warnings could result in serious injury.
- Use the soft cloth to clean the product, do not use detergent or hydrochloric acid

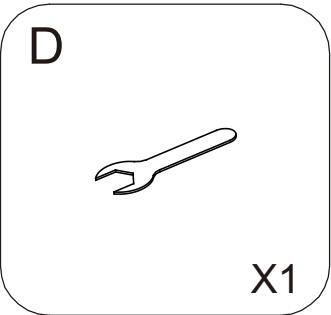
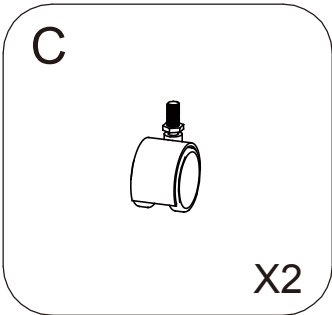
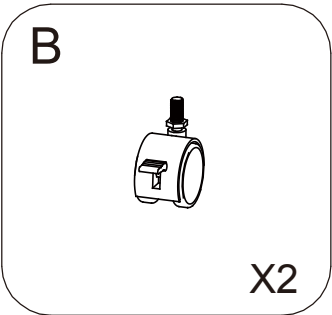
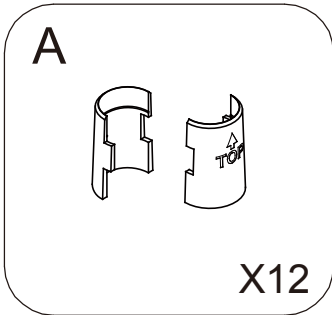
DANGER

- CHILDREN MUST BE SUPERVISED.

Parts List



Included Hardware
Hardware Spare Part number - HW3TWIRESH



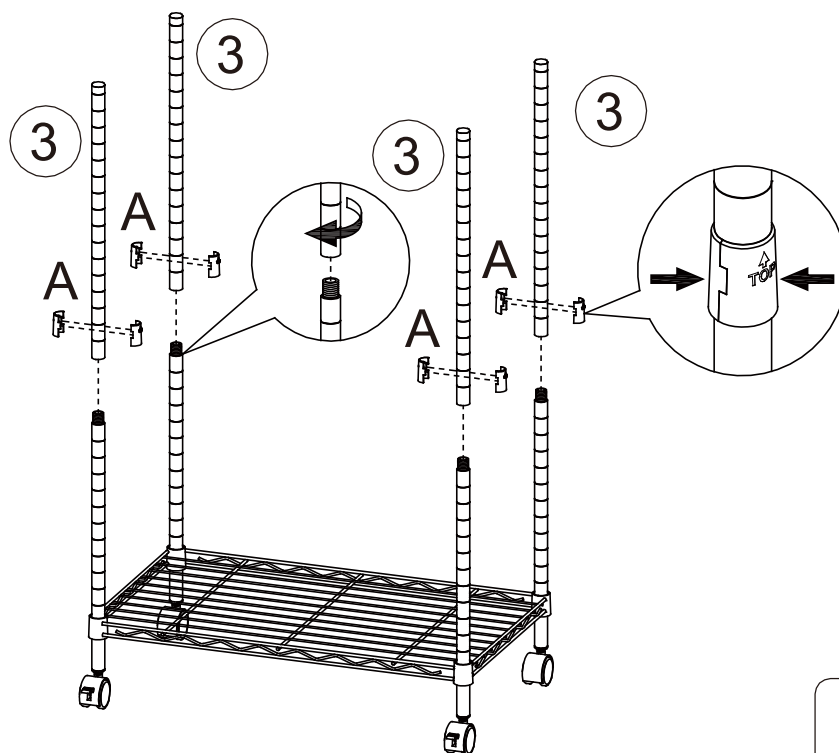
Step 1

Diagram illustrating the assembly of the wheels onto the frame. The frame consists of two vertical tubes (labeled 2). The wheels (labeled B) are attached to the bottom of the tubes using the provided hardware (labeled A, C, and D). The diagram shows the wheels being attached to the frame and the final assembly with the wheels locked.

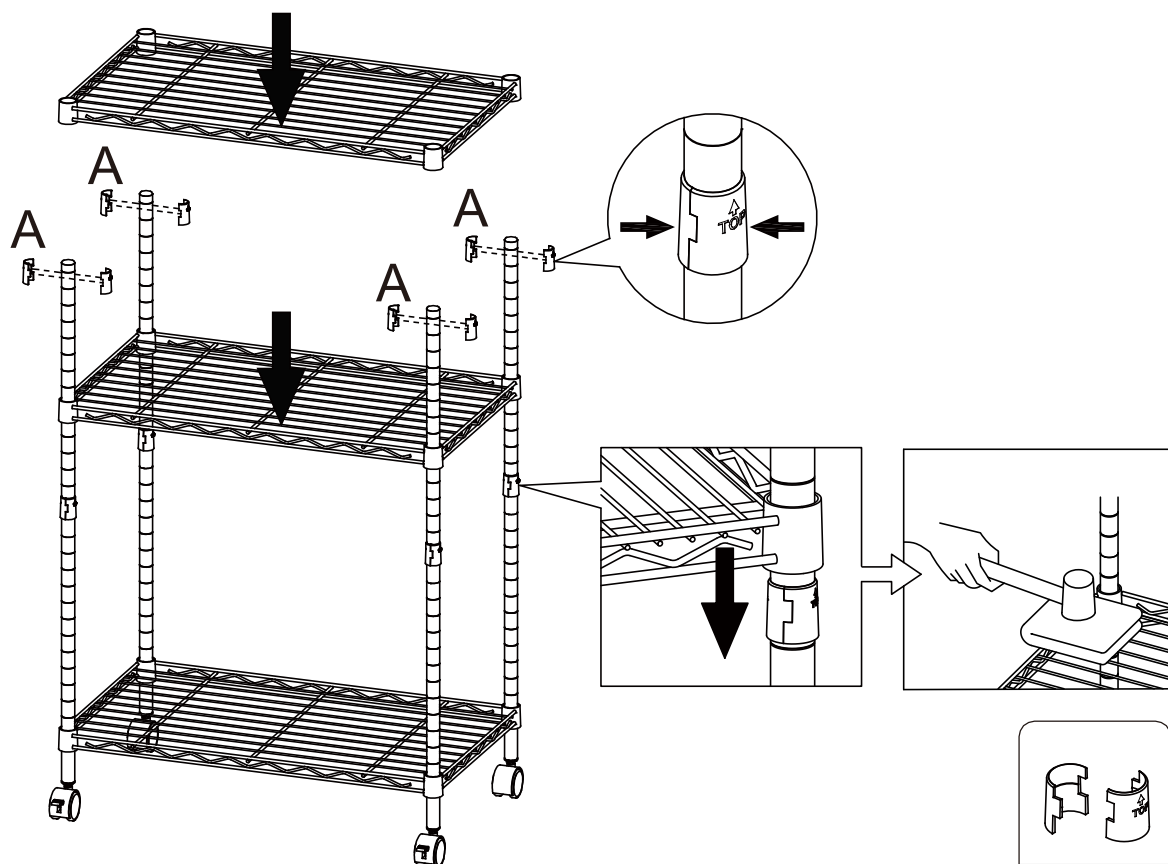
Legend:

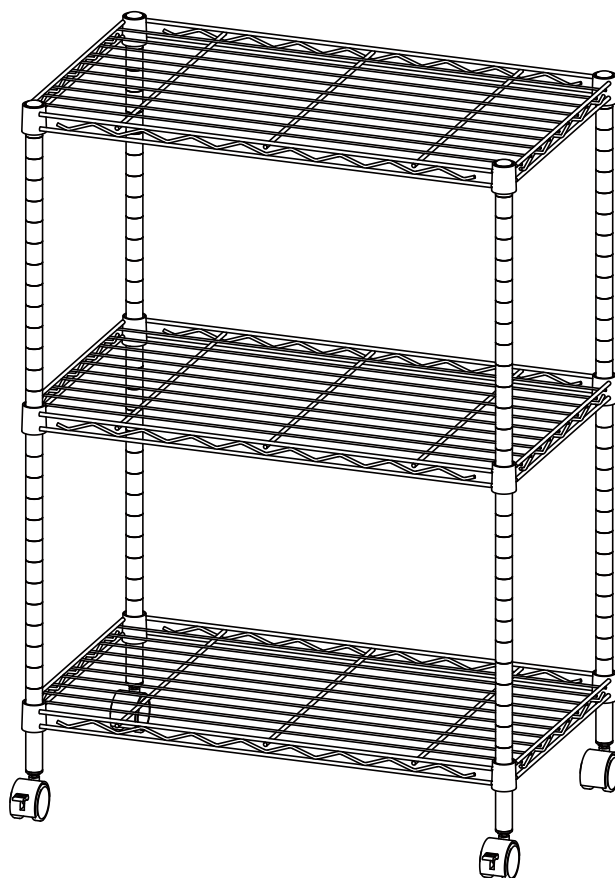
- A x4
- B x2
- C x2
- D x1

Step 3



Step 4





MAXIMUM WEIGHT CAPACITY

Note: 22.7kg maximum weight capacity per shelf

CAUTION

The product is intended to hold the maximum weight indicated.
Exceeding the maximum weight will result in instability and may cause injury.

Thank you for your purchase. Please retain your receipt to validate warranty.
If you would like to know more about our furniture products, please visit www.officeworks.com.au

Warranty 3 years**Product Warranty – valid for Australian customers only**

Officeworks Ltd warrants that this product will be free from defects and work as intended for 3 years from the date of purchase by the original customer.

If the product has any defects or does not work as intended during the Warranty Period, Officeworks will, at its election and at its expense, repair or replace the product.

This warranty does not apply:

- To cosmetic damage;
- To damage caused by consumables used in connection with the product (such as cleaning products);
- To damage caused by improper cleaning way;
- Where the product has not been used in accordance with all provided instructions;
- To damage arising from fair wear and tear;
- Where the product has not been subject to reasonable use;
- Where the product has been intentionally or negligently damaged; and/or if the customer has attempted to repair the product.

To make a claim under this warranty, please return your product with your receipt or proof of purchase to your nearest Officeworks store or contact 1300 633 423.

This warranty is provided in addition to any rights you may be entitled to under the Competitions & Consumer Act 2010.

Our goods come with guarantees that cannot be excluded under the Australian Consumer Law. You are entitled to a replacement or refund for a major failure and compensation for any other reasonably foreseeable loss or damage. You are also entitled to have the goods repaired or replaced if the goods fail to be of acceptable quality and the failure does not amount to a major failure.



Thank you for your purchase. Please retain your receipt to validate warranty.
If you would like to know more about our furniture products, please visit www.officeworks.com.au